

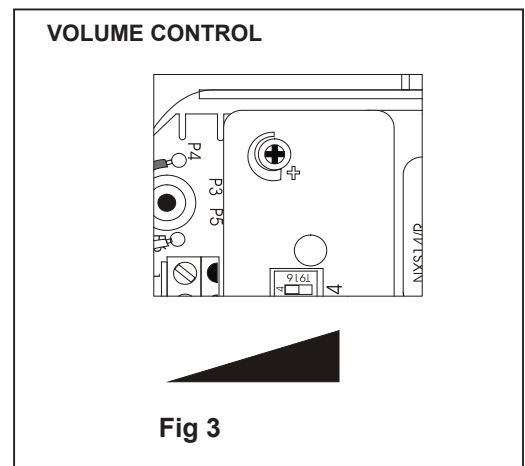
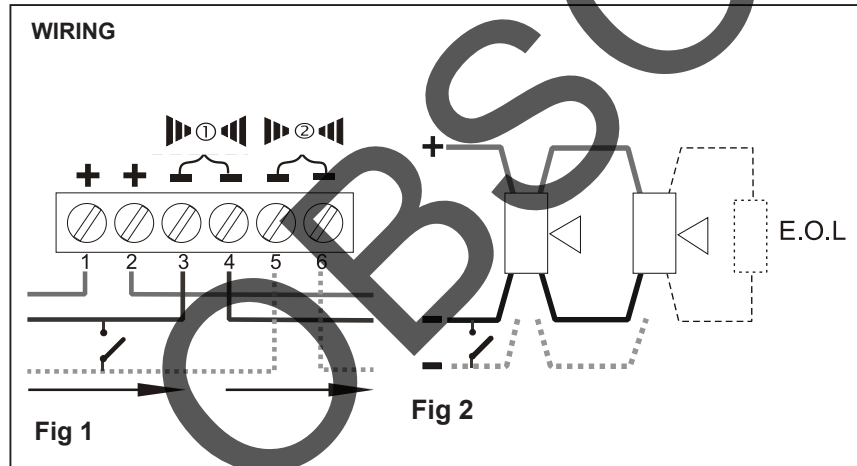
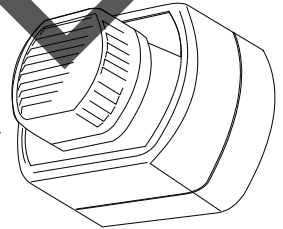
INSTALLATION INSTRUCTIONS FOR 24 VOLT SOUNDER STROBE MODELS SST-xxRx-14

GENERAL DESCRIPTION

The SST-xxRx-14 sounder Strobe model combines a high output electronic sounder with a Strobe. The sounder's first and second stage sounds are achieved by polarising three wires. Sixteen different tone combinations are selectable via integral DIP switches from fourteen first stage sounds. Sound output and current vary with the sound selected. See Fig 4 for details of switch setting. 'In' and 'Out' terminals are provided for each contact to allow multiple Sounder/Strobes to be wired without the need to put two wires in one screw terminal.

The following versions are available.

- SST-LPRA-14 (Red body with Amber lens, Low profile base IP21C).
- SST-LPRR-14 (Red body with Red lens, Low profile base IP21C).
- SST-SRA-14 (Red body with Amber lens, Standard base IP54).
- SST-SRR-14 (Red body with Red lens, Standard base IP54).
- SST-SSRA-14 (Red body with Amber lens, Standard base & IP66 Sealing kit).
- SST-SSRB-14 (Red body with Blue lens, Standard base & IP66 Sealing kit).
- SST-SSRR-14 (Red body with Red lens Standard base & IP66 Sealing kit).



INSTALLATION INSTRUCTIONS FOR 24 VOLT SOUNDER STROBE MODELS SST-xxRx-14

SPECIFICATION

Voltage Range 24V (21 - 27)
 Sound Output 97dB(A) At 1mtr @ 800Hz
 Temperature Range -30oC to +70oC (93% RH at +55oC)
 Current 55mA max
 Tones See Fig 5 (Sounder output data in accordance with EN54-3 is available on request) Document reference D 845
 Max wire size 2.5mm².

TONE SELECTION

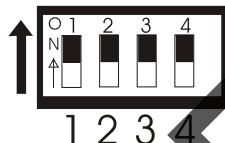
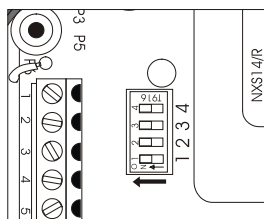


Fig 4

1	2	3	4	Hz	①	Hz	S	Hz	②	Hz	S
■	■	■	■	500	/	1200	0.15	1200	/	500	0.10
■	■	■	■	2400	/	2400	—	800	/	1000	0.05
■	■	■	■	1200	/	0	0.02	1200	/	500	0.10
■	■	■	■	1200	/	500	0.10	1200	/	500	0.10
■	■	■	■	800	/	800	—	800	/	1000	0.05
■	■	■	■	500	/	1200	0.50	800	/	1000	0.05
■	■	■	■	800	/	1000	0.05	800	/	1000	0.05
■	■	■	■	2400	/	0	0.05	1200	/	500	0.10
■	■	■	■	500	/	1200	0.12	1200	/	500	1.00
■	■	■	■	2400	/	2400	—	800	/	1000	0.50
■	■	■	■	1200	/	0	0.50	1200	/	500	1.00
■	■	■	■	1200	/	500	1.00	1200	/	500	1.00
■	■	■	■	800	/	800	—	800	/	1000	0.50
■	■	■	■	500	/	1200	4.0	800	/	1000	0.50
■	■	■	■	800	/	1000	0.50	800	/	1000	0.50
■	■	■	■	2400	/	0	0.50	1200	/	500	1.00

Fig 5